

This small research project aims to explore the differences between living in Residential Care and Supported Living settings for people with learning disabilities.

Housing Models Consultation Key Findings

Project Aims

Most adults with learning disabilities who need support and a place to live are offered either Residential Care or housing with support (sometimes called Supported Living.).

Very little is known about how good these services are – Supported Living is supposed to give people more rights and control over their lives, but we don't know if peoples' lives are actually any different in Supported Living to Residential Care.

Our starting point was to ask people with learning disabilities and family carers what is important to them in terms of housing decisions. We also spoke to 3 commissioners and 2 housing and support providers.



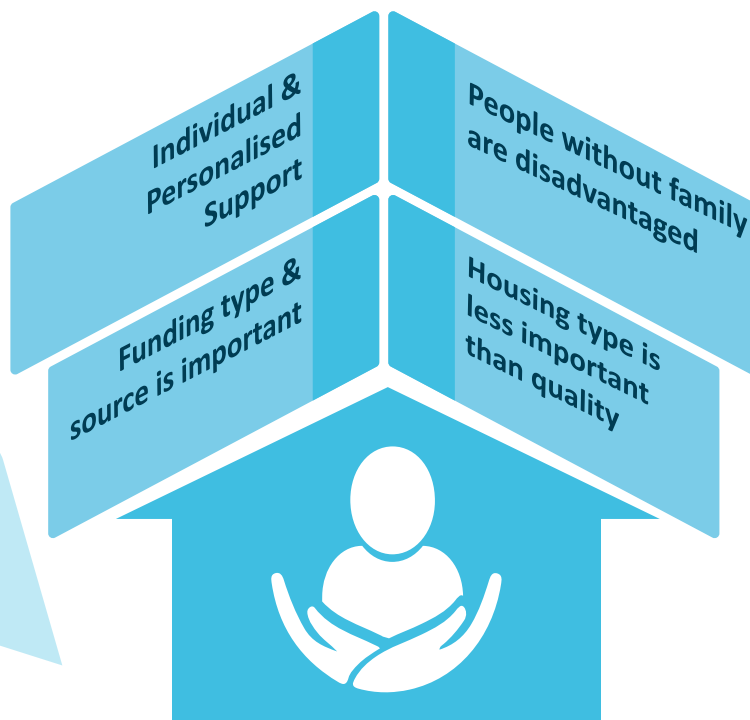
Funded by



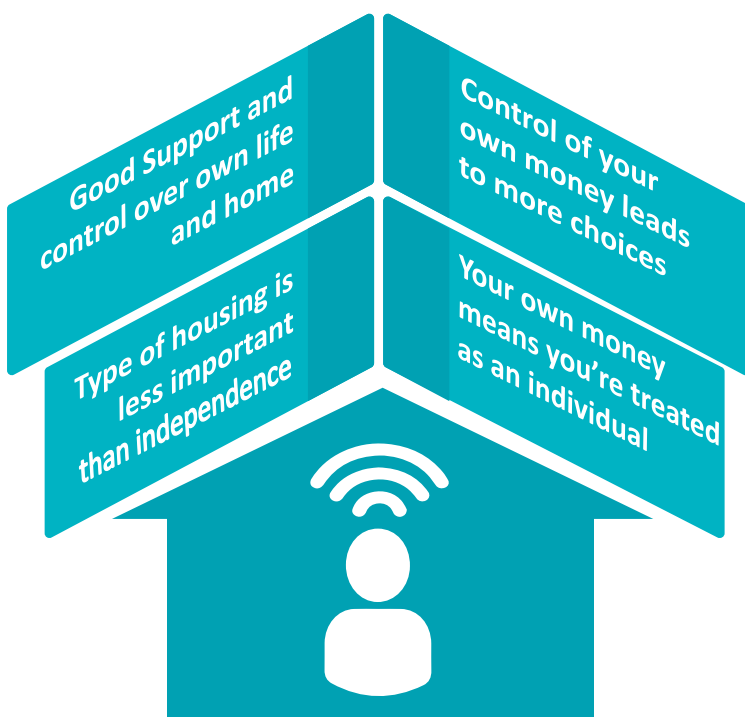
What people said was important to them

“The starting point should always be about providing individual and personalised support”

“Families support in many ways and so people without family are at a disadvantage”



Family Carers Said



“In residential care you just get pocket money, but in Supported Living you have your own money – this can mean more choices in how you live and the staff treating you as an individual”

Self Advocates Said



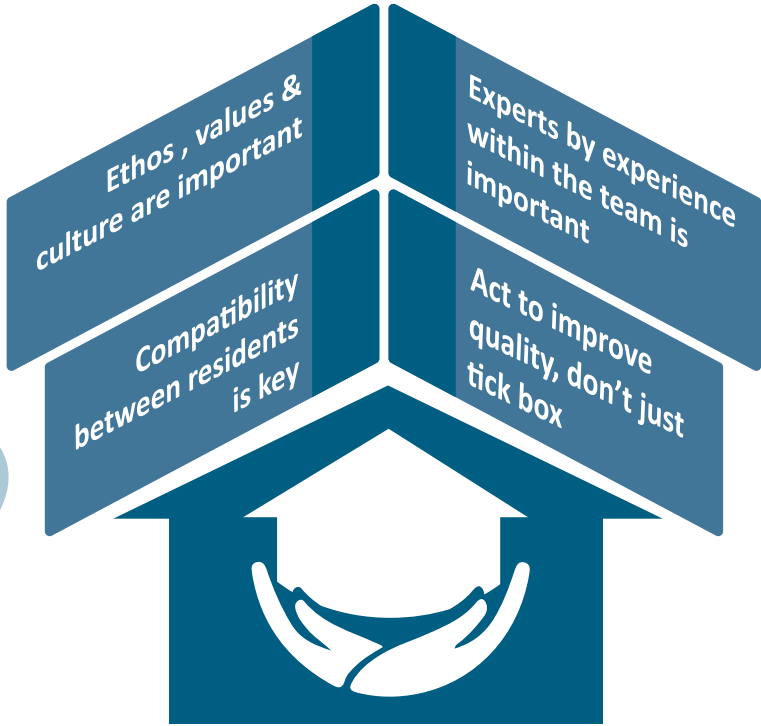
“Commissioners don’t consider how services interact therefore a ‘whole systems approach’ would help”

“We are considering requiring providers to use a quality tool as part of their contract”

Commissioners Said

“be more than just a service provider”

“Compatibility between residents is often ignored”



Supported Housing Providers Said


Next Steps...



Have **in-depth conversations about money** with self advocates, family carers, providers and staff



Identify and review the evidence on **quality assessment, self and peer assessment tools and frameworks**



Conduct a **survey** of service providers and commissioners about how they monitor the quality of services

The next stage will involve visiting service providers. The results of this field work will feed into a more in depth housing research project that is currently being planned.

Alongside our own contribution, NDTi asked for support to do this piece of work via Crowdfunding.

Thank you to the following organisations for making it possible:

Avenues Trust, Care Management Group (CMG), Community Integrated Care (CIC), Dimensions, Imagine Act and Succeed, SeeAbility, Torbay Council, Royal Mencap Society and Golden Lane Housing.

Further Reading
www.ndti.org.uk

National Development Team for Inclusion
First Floor
30-32 Westgate Buildings
Bath BA1 1EF

Contact
Anna Marriott
Programme Lead: Research & Evaluation
Anna.Marriott@ndti.org.uk
Tel: 01225 789135

