

Taking Extra Care in Lockdown

A snapshot on how
Ty Llwynderw has managed
the pandemic



Opened in mid-2019, the scheme quickly became a community hub for the 47 unit Extra Care & bungalow development which centred around the kitchen / café, dining, lounge and garden area and also included residents in the nearby streets, enjoying the congenial atmosphere created.



However, since the advent of Coronavirus, the study describes how by flexing the design and space to respond to Coronavirus, this has ensured in the main that the scheme has continued to function and adapted well to the evolving situation.

KEY

Red	Care Bedroom (10No.)
Light Orange	1 bed flat (18No.)
Dark Orange	2 bed flat (2No.)
Pink	Guest room
Light Blue	Communal rooms
Blue	Office spaces
Green	Kitchen
Light Green	Storage space
Light Blue	Sanitary spaces
Yellow	Circulation
Grey	Reception/Plant



www.quattrodesign.co.uk
NOTES
 This drawing is the property of Quattro Design Architects Ltd and shall not be reproduced or used in any form without written permission. All Rights Reserved. It is not to be used for any other project or purpose without the written consent of Quattro Design Architects Ltd.

REVISIONS
 01/03/2017 - 1000 - Initial Design
 02/03/2017 - 1001 - Initial Design
 03/03/2017 - 1002 - Initial Design
 04/03/2017 - 1003 - Initial Design
 05/03/2017 - 1004 - Initial Design
 06/03/2017 - 1005 - Initial Design
 07/03/2017 - 1006 - Initial Design
 08/03/2017 - 1007 - Initial Design
 09/03/2017 - 1008 - Initial Design
 10/03/2017 - 1009 - Initial Design
 11/03/2017 - 1010 - Initial Design
 12/03/2017 - 1011 - Initial Design
 13/03/2017 - 1012 - Initial Design
 14/03/2017 - 1013 - Initial Design
 15/03/2017 - 1014 - Initial Design
 16/03/2017 - 1015 - Initial Design
 17/03/2017 - 1016 - Initial Design
 18/03/2017 - 1017 - Initial Design
 19/03/2017 - 1018 - Initial Design
 20/03/2017 - 1019 - Initial Design
 21/03/2017 - 1020 - Initial Design
 22/03/2017 - 1021 - Initial Design
 23/03/2017 - 1022 - Initial Design
 24/03/2017 - 1023 - Initial Design
 25/03/2017 - 1024 - Initial Design
 26/03/2017 - 1025 - Initial Design
 27/03/2017 - 1026 - Initial Design
 28/03/2017 - 1027 - Initial Design
 29/03/2017 - 1028 - Initial Design
 30/03/2017 - 1029 - Initial Design
 31/03/2017 - 1030 - Initial Design

DRAWING TITLE
 Ground Floor GA Plan

PROJECT
 Maestrey Lower Comp, Bridgend, Extra Care

CLIENT

SCALE 1:100@A1
DATE March 17

DRAWING NO. 5626-W-0200
REV D
CONSTRUCTION ISSUE
 01/03/2017 - 1000 - Initial Design
 02/03/2017 - 1001 - Initial Design
 03/03/2017 - 1002 - Initial Design
 04/03/2017 - 1003 - Initial Design
 05/03/2017 - 1004 - Initial Design
 06/03/2017 - 1005 - Initial Design
 07/03/2017 - 1006 - Initial Design
 08/03/2017 - 1007 - Initial Design
 09/03/2017 - 1008 - Initial Design
 10/03/2017 - 1009 - Initial Design
 11/03/2017 - 1010 - Initial Design
 12/03/2017 - 1011 - Initial Design
 13/03/2017 - 1012 - Initial Design
 14/03/2017 - 1013 - Initial Design
 15/03/2017 - 1014 - Initial Design
 16/03/2017 - 1015 - Initial Design
 17/03/2017 - 1016 - Initial Design
 18/03/2017 - 1017 - Initial Design
 19/03/2017 - 1018 - Initial Design
 20/03/2017 - 1019 - Initial Design
 21/03/2017 - 1020 - Initial Design
 22/03/2017 - 1021 - Initial Design
 23/03/2017 - 1022 - Initial Design
 24/03/2017 - 1023 - Initial Design
 25/03/2017 - 1024 - Initial Design
 26/03/2017 - 1025 - Initial Design
 27/03/2017 - 1026 - Initial Design
 28/03/2017 - 1027 - Initial Design
 29/03/2017 - 1028 - Initial Design
 30/03/2017 - 1029 - Initial Design
 31/03/2017 - 1030 - Initial Design

KEY

Red	Care Bedroom (10No.)
Light Orange	1 bed flat (18No.)
Dark Orange	2 bed flat (2No.)
Pink	Guest room
Light Blue	Communal rooms
Blue	Office spaces
Green	Kitchen
Light Green	Storage space
Light Blue	Sanitary spaces
Yellow	Circulation
Grey	Reception/Plant



www.quattrodesign.co.uk
NOTES
 This drawing is the property of Quattro Design Architects Ltd and shall not be reproduced or used in any form without written permission. All Rights Reserved. It is not to be used for any other project or purpose without the written consent of Quattro Design Architects Ltd.

REVISIONS
 01/03/2017 - 1000 - Initial Design
 02/03/2017 - 1001 - Initial Design
 03/03/2017 - 1002 - Initial Design
 04/03/2017 - 1003 - Initial Design
 05/03/2017 - 1004 - Initial Design
 06/03/2017 - 1005 - Initial Design
 07/03/2017 - 1006 - Initial Design
 08/03/2017 - 1007 - Initial Design
 09/03/2017 - 1008 - Initial Design
 10/03/2017 - 1009 - Initial Design
 11/03/2017 - 1010 - Initial Design
 12/03/2017 - 1011 - Initial Design
 13/03/2017 - 1012 - Initial Design
 14/03/2017 - 1013 - Initial Design
 15/03/2017 - 1014 - Initial Design
 16/03/2017 - 1015 - Initial Design
 17/03/2017 - 1016 - Initial Design
 18/03/2017 - 1017 - Initial Design
 19/03/2017 - 1018 - Initial Design
 20/03/2017 - 1019 - Initial Design
 21/03/2017 - 1020 - Initial Design
 22/03/2017 - 1021 - Initial Design
 23/03/2017 - 1022 - Initial Design
 24/03/2017 - 1023 - Initial Design
 25/03/2017 - 1024 - Initial Design
 26/03/2017 - 1025 - Initial Design
 27/03/2017 - 1026 - Initial Design
 28/03/2017 - 1027 - Initial Design
 29/03/2017 - 1028 - Initial Design
 30/03/2017 - 1029 - Initial Design
 31/03/2017 - 1030 - Initial Design

DRAWING TITLE
 First Floor GA Plan

PROJECT
 Maestrey Lower Comp, Bridgend, Extra Care

CLIENT

SCALE 1:100@A1
DATE MARCH 2017

DRAWING NO. 5626-W-0201
REV B
CONSTRUCTION ISSUE
 01/03/2017 - 1000 - Initial Design
 02/03/2017 - 1001 - Initial Design
 03/03/2017 - 1002 - Initial Design
 04/03/2017 - 1003 - Initial Design
 05/03/2017 - 1004 - Initial Design
 06/03/2017 - 1005 - Initial Design
 07/03/2017 - 1006 - Initial Design
 08/03/2017 - 1007 - Initial Design
 09/03/2017 - 1008 - Initial Design
 10/03/2017 - 1009 - Initial Design
 11/03/2017 - 1010 - Initial Design
 12/03/2017 - 1011 - Initial Design
 13/03/2017 - 1012 - Initial Design
 14/03/2017 - 1013 - Initial Design
 15/03/2017 - 1014 - Initial Design
 16/03/2017 - 1015 - Initial Design
 17/03/2017 - 1016 - Initial Design
 18/03/2017 - 1017 - Initial Design
 19/03/2017 - 1018 - Initial Design
 20/03/2017 - 1019 - Initial Design
 21/03/2017 - 1020 - Initial Design
 22/03/2017 - 1021 - Initial Design
 23/03/2017 - 1022 - Initial Design
 24/03/2017 - 1023 - Initial Design
 25/03/2017 - 1024 - Initial Design
 26/03/2017 - 1025 - Initial Design
 27/03/2017 - 1026 - Initial Design
 28/03/2017 - 1027 - Initial Design
 29/03/2017 - 1028 - Initial Design
 30/03/2017 - 1029 - Initial Design
 31/03/2017 - 1030 - Initial Design

KEY

- Site boundary
- Extra Care boundary
- ▨ Area of scrub land
- ▨ Adopted/Unadopted road - tarmac, colour tba
- ▨ Paving slabs - colour tba
- ▨ Block paving - colour tba, laid in herringbone pattern. At junctions with other block paving, blend mix of blocks. All block paving to be edged with soldier course.
- ▨ Block paving - colour tba, laid in herringbone pattern. At junctions with other block paving, blend mix of blocks. All block paving to be edged with soldier course.
- ▨ 'Grasscrete' cast-on-site cellular reinforced concrete system
- ▨ Tarmac, colour tba
- 1.4m high closed boarded timber fencing with 300mm trellis over
- 1.8m high closed boarded timber fencing
- 1.7m high closed boarded timber fencing with 300mm trellis over
- 1.8m high metal railings
- Existing tree to be retained with root protection area
- Existing tree to be removed
- Proposed tree
- Bench
- Bin store (bungalows)
- Rotary dryer

For soft landscaping design see drawings 5286-T-0120 to 0126.
For planting schedule see document 5286-T-3700.

Ecological notes

Bridgend Local development Plan contains policies to enhance the natural environment and the following elements have been incorporated into the scheme, a sympathetic soft landscaping augmentation including native hedgerows containing species to attract wildlife and to secure functioning eco systems; bat and bird boxes as shown on the building elevations and on retained trees with bird waterfeeding stations.

The removal of 1 no mature Oak tree has been recommended by the Arboriculturist. This may require a bat survey and dependent on findings, a possible derogation licence from Natural Resources Wales.

A reptile survey has been commissioned and it is anticipated a Hibernaculum will be required for the local herpetofauna to accord with the independent Ecologist's recommendation and a location has been suggested on the drawing.

The Contractor will be required to supply method statements for: cutting back of vegetation along the north-west boundary; disposal of invasive species - Spanish bluebells and Himalayan balsam.

General recommendations for Spanish bluebells and Himalayan balsam: Between Oct-March before seeds have developed, pull plants by hand and dispose of in a compost heap. After this time, a COSHH assessment should be prepared and the works carried out by a competent certificate holder for the use of approved herbicide. Chemicals must be disposed of through a registered waste carrier.

Japanese Knotweed has been identified and a Management Plan and Method statement has been prepared by specialist contractors Knotweed control Swansea Ltd.

KEY

- 1 allotment with fruit trees
- 2 garden shed and compost area
- 3 water feature - granite ball
- 4 built-in seat and raised planters with tactile planting
- 5 bridge over dry creek
- 6 dry creek
- 7 ornamental grasses
- 8 oak to grow into locally significant tree
- 9 summer flowering hedge for privacy
- 10 lawn
- 11 paved/resin bound gravel path
- 12 timber circle (lookalike) with benches and fruit trees
- 13 raised wheelchair friendly planter "Veg Trug"
- 14 bird bath and feeder
- 15 native trees
- 16 raised planter of sleepers (1.5 x 1.5m)
- 17 bus shelter
- 18 existing vegetation managed and retained for screening
- 19 native hedgerow
- 20 450x450mm paved margin



NOTES

This drawing is the copyright of Quattro Design Architects Ltd and should not be reproduced or used in any way without written permission. Only signed dimensions to be used for construction. Check all dimensions on site. Any discrepancies are to be reported to the Architect as soon as possible.

www.quattrodesign.co.uk

REVISIONS

REV	DATE	ISSUED	CHECKED	NOTES
1	24.07.2017	MM	MM	Final Issue
2	11.08.2017	MM	MM	Minor drawing to print 6-11 adjusted following meeting with Contractor 08.08.2016

PROJECTS

Maesteg Lower Comp, Bridgend, Extra Care

SCALE 1:250@A1

CLIENT

morganstone

DATE March 2017

DRAWING TITLE

Proposed Landscape Plan

Quattro designarchitects

DRAWING NO. 5626-W-0120

CONSTRUCTION ISSUE A

Matthews Warehouse, High Orchard Street, Gloucester Quays GL2 5DY T: (01452) 424234

One year on

One year later, and with the rapid escalation of Coronavirus, the way of life within the heart of the development came to an abrupt halt in early March 2020. Prior to the lockdown measures being announced by the First minister, Mark Drakeford, Linc Cymru and Bridgend Council management teams had in advance of this announcement chosen to 'lockdown', recognising the dangers posed by the Covid-19 virus to the very vulnerable residents in the residential care cluster.




Deserted dining rooms. No hair care for a while

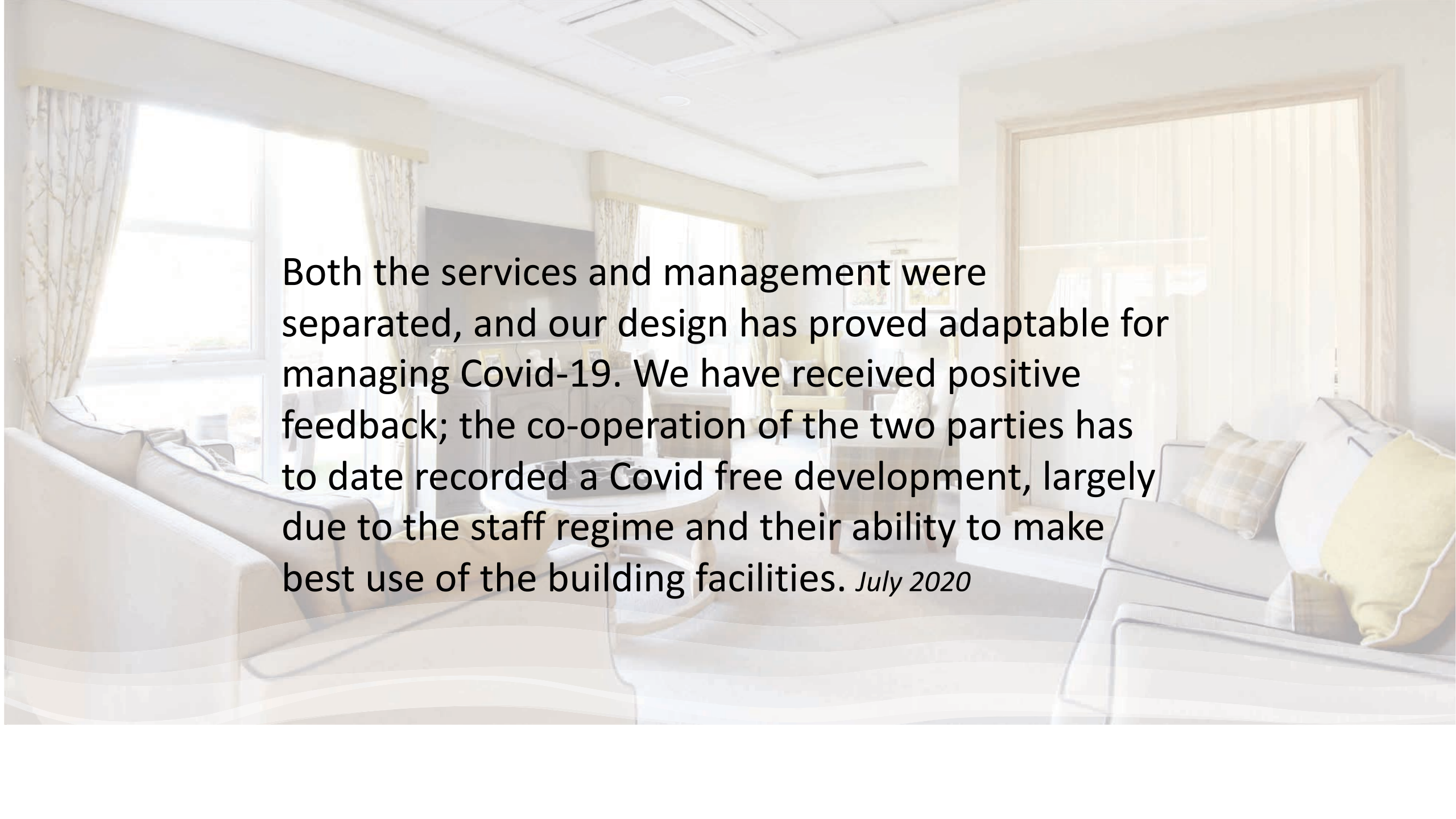


No one on the street.



In these unprecedented times, is there anything we have designed which has played a part in assisting or indeed anything that is a hinderance to staff during the course of delivering the best service possible.



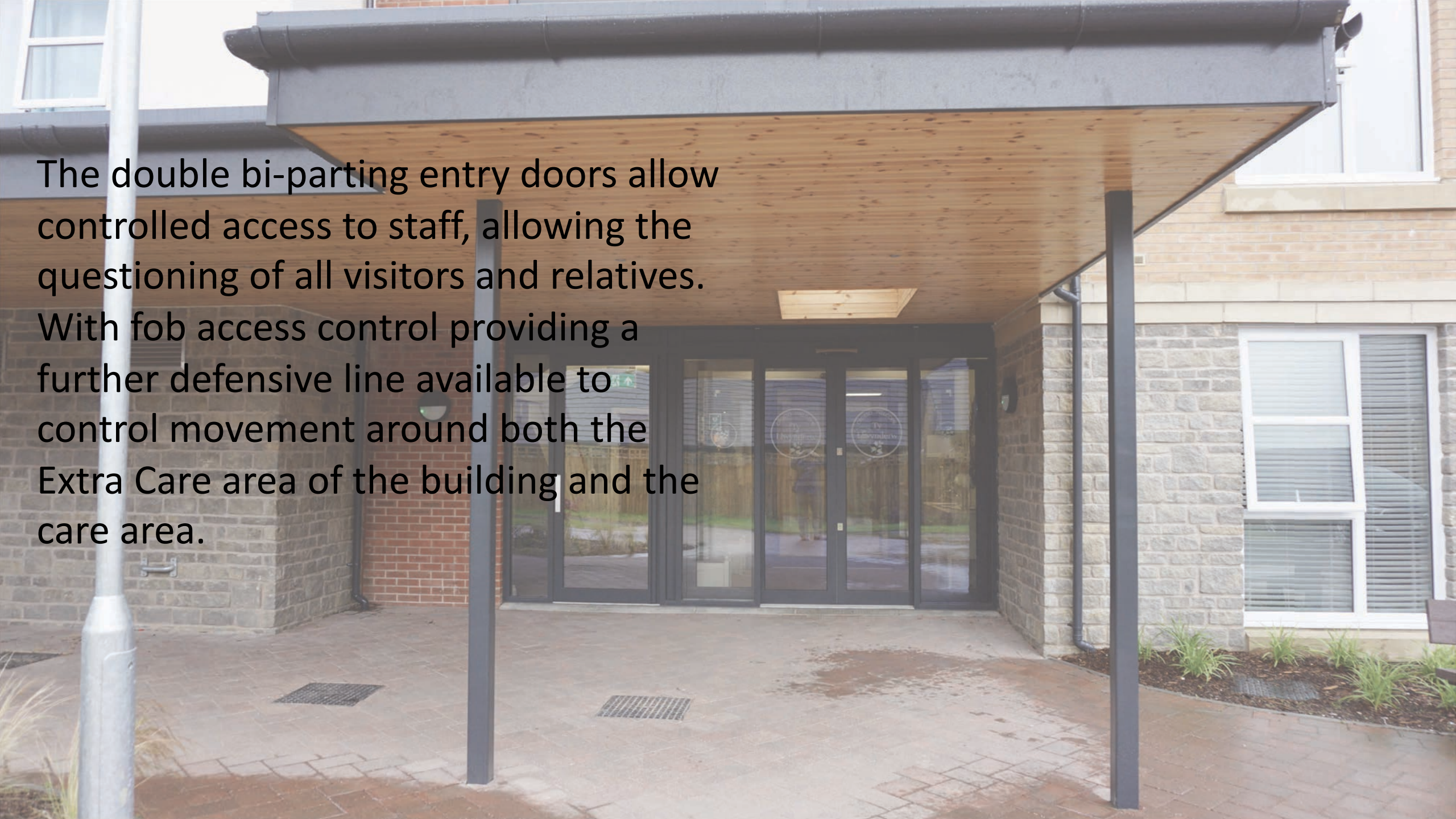
A bright, modern living room with large windows, a white sofa, and a dining table. The room is well-lit with natural light from the windows. The text is overlaid on the image.

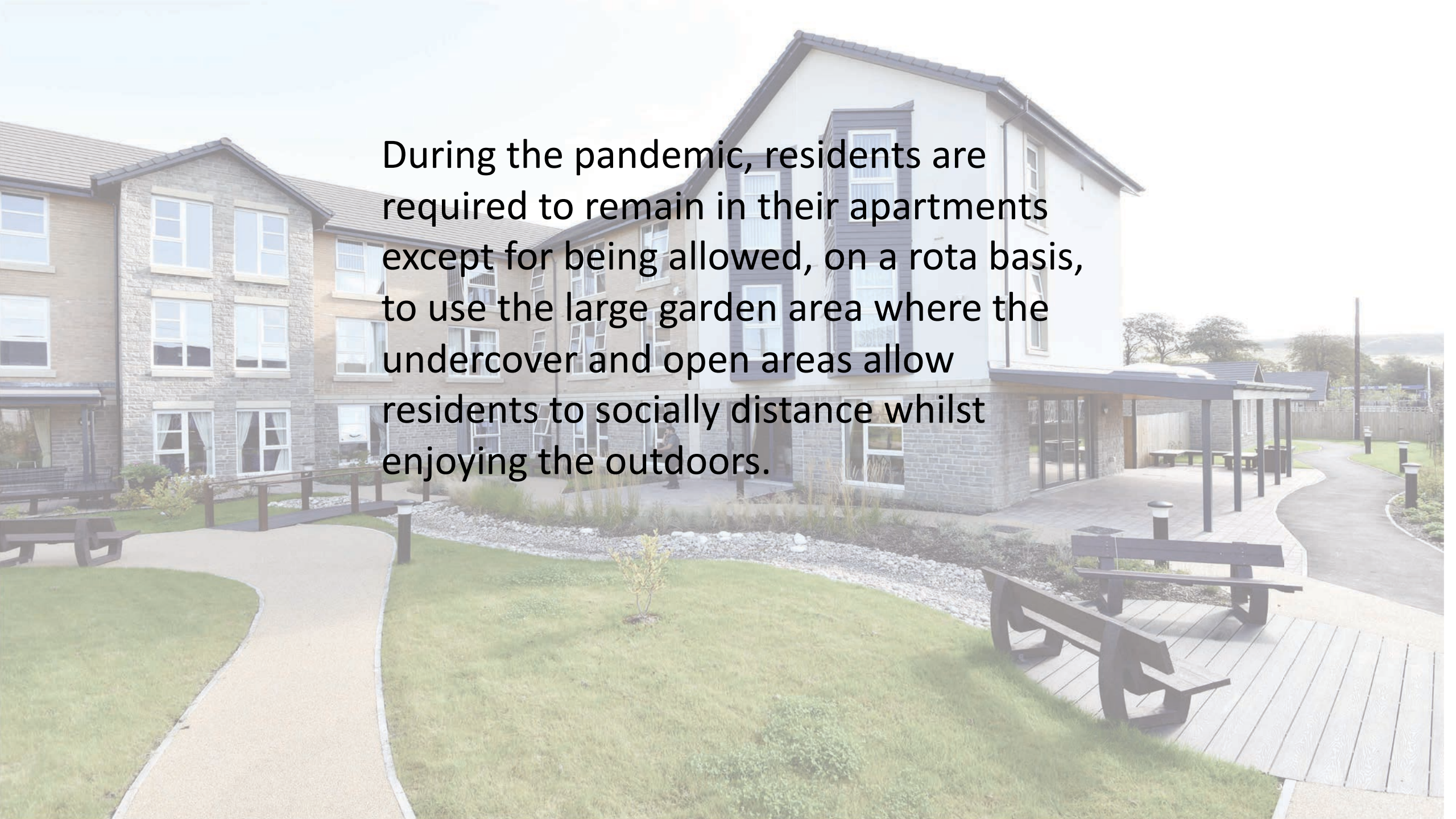
Both the services and management were separated, and our design has proved adaptable for managing Covid-19. We have received positive feedback; the co-operation of the two parties has to date recorded a Covid free development, largely due to the staff regime and their ability to make best use of the building facilities. *July 2020*

The image shows a bright, modern dining room with a white ceiling and light-colored walls. In the foreground, there is a round wooden table with four white armchairs. The table is set with a white placemat, a yellow napkin, and silverware. In the background, there are more tables and chairs, and large windows that provide a view of the outdoors. The room is well-lit and appears to be a communal dining area.

The build design has allowed the management to keep residents segregated throughout the 'lockdown period' whilst also being able to keep them entertained with a series of activity packs and good communication with on duty staff.

The double bi-parting entry doors allow controlled access to staff, allowing the questioning of all visitors and relatives. With fob access control providing a further defensive line available to control movement around both the Extra Care area of the building and the care area.



A photograph of a modern, multi-story residential building with a large garden area. The building has a mix of stone and light-colored siding. The garden features paved walkways, wooden benches, and a covered outdoor seating area. The text is overlaid on the image, centered in the upper half.

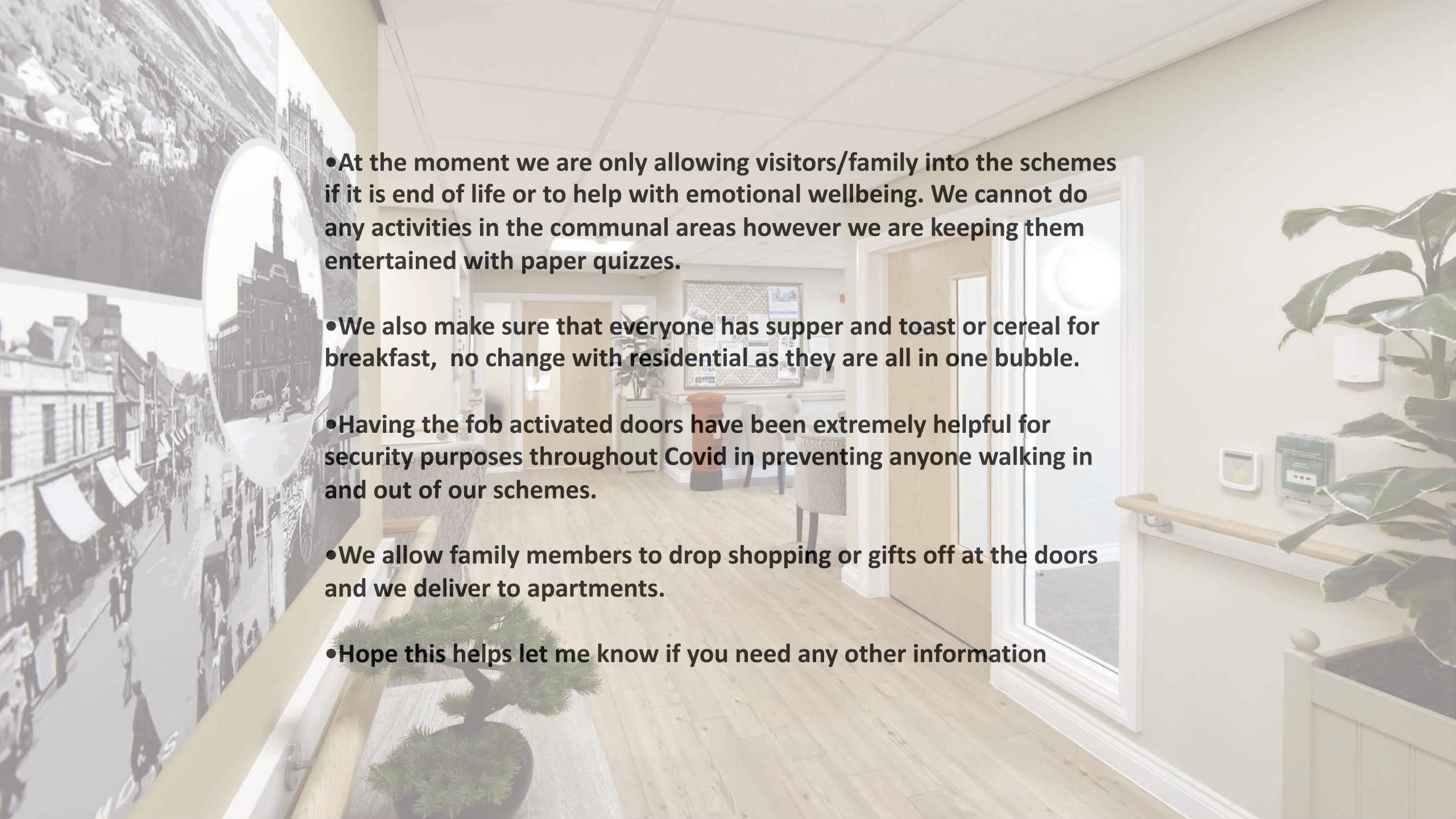
During the pandemic, residents are required to remain in their apartments except for being allowed, on a rota basis, to use the large garden area where the undercover and open areas allow residents to socially distance whilst enjoying the outdoors.



The on-site kitchen arrangements also enable staff to provide full meals to all apartments using the hot trolley with staff adhering to strict PPE requirements.

Trudy Davis's Update 29.10.2020

- **Here is a little rundown of what has been happening since we last spoke:**
- **We have continued to keep all our residents and tenants Covid free which is a blessing.**
- **We re-opened the restaurants with social distanced tables and chairs and put 2 sittings in for lunch which was working really well, the tenants were enjoying seeing one another and eating together, that was short lived with the new fire breaker in Wales and we are back to serving lunch at the apartments until further notice.**
- **Unfortunately we cannot allow anyone into the building which includes the residents of the bungalows however we are constantly doing welfare checks on them and thankfully they are all doing really well.**



•At the moment we are only allowing visitors/family into the schemes if it is end of life or to help with emotional wellbeing. We cannot do any activities in the communal areas however we are keeping them entertained with paper quizzes.

•We also make sure that everyone has supper and toast or cereal for breakfast, no change with residential as they are all in one bubble.

•Having the fob activated doors have been extremely helpful for security purposes throughout Covid in preventing anyone walking in and out of our schemes.

•We allow family members to drop shopping or gifts off at the doors and we deliver to apartments.

•Hope this helps let me know if you need any other information



• Many thanks to Trudy Davis and Richard Sheahan for taking time out to provide us with window on their uncertain world.

• Perhaps Housing LIN Wales members could send in their experiences with managing on the front line?

• We would very much welcome alternative and additional approaches or even if you can confirm you concur with certain elements of the above?

• Send through to Jeremy

• All the very best for facing the future

THANK YOU